





# Club Health Assessment for District 334 D through December 2025

			Status	Membership					Reports					Finance	LCIF	
Club Number	Club Name	Charter Date	Times in Status Quo in Past 2 Years	Current Member Count **	YTD Members Added	YTD Members Dropped	YTD Net Growth% ***	Member Count 1 Year Ago	Dropped Members Avg.Length of Service	Months Since Membership Update	Current Officers Reported ****	Current President Repeated Term	VP Reported *****	Last Date Reported Service (mm/yyyy)	Account Balance	YTD Donations
Clubs less than two years old																
191492	Fukui AI Community	12/09/2025	Newly Chartered	20	20	0	100.00%	0		0	Y					
187737	Fukui Fukushi Shinkoukai	07/28/2025	Active	23	23	0	100.00%	0		4	Y					
186945	Fukui Highest	07/13/2025	Active	20	22	2	100.00%	0	0	0	Y		N		90+ Days	
188908	Fukui Meister	08/13/2025	Active	23	24	1	100.00%	0	0	0	Y					
189067	Kanazawa Empathy	08/27/2025	Active	20	20	0	100.00%	0		4	Y					
188798	Kanazawa Marine	09/09/2025	Active	20	20	0	100.00%	0		3	Y				90+ Days	
157292	Kanazawa Mimoza	02/15/2024	Active	28	1	0	3.70%	29		5	Y					\$268.99
191065	Niikawa Alert	11/18/2025	Newly Chartered	21	21	0	100.00%	0		1	Y					
190764	Takaoka Miyabi Kodomosyokudou	10/23/2025	Newly Chartered	20	20	0	100.00%	0		2	Y					
Clubs more than two years old																
25130	ANAMIZU	10/10/1967	Active	17	0	2	-10.53%	20	24	0	N	None		10/2023		\$1,000.00
42145	ASAHIMACHI	12/22/1982	Active	12	1	0	9.09%	12		5	Y			08/2025		\$1,000.00
25132	AWARA-MIKUNI L C	10/04/1959	Active	38	13	0	52.00%	27		3	Y		N	11/2025		\$4,000.01
Exc Award (06/30/2016, 06/30/2017, 06/30/2024)																
25135	FUKUI	08/07/1957	Active	80	6	2	5.26%	77	19	0	Y		N	12/2025		\$5,000.01
Exc Award (06/30/2016, 06/30/2024)																
25136	FUKUI AOI	11/07/1972	Active	83	4	3	1.22%	85	20	0	Y		N	11/2025		\$10,000.01
Exc Award (06/30/2016, 06/30/2022)																
25137	FUKUI CHUO	03/29/1962	Active	88	24	3	31.34%	67	7	0	Y		N	12/2025		\$32,900.38
118467	FUKUI EAST	12/17/2012	Active	96	16	9	7.87%	89	8	0	Y		N	12/2025		\$84,900.25
Exc Award (06/30/2016, 06/30/2017, 06/30/2020, 06/30/2024, 06/30/2025)																
25138	FUKUI HONMARU	04/28/1970	Active	54	6	4	3.85%	53	19	0	Y		N	12/2025		\$32,700.24
Exc Award (06/30/2016, 06/30/2017, 06/30/2023)																
31954	FUKUI KUZURYU	03/29/1976	Active	43	2	1	2.38%	44	13	0	Y		N	12/2025	90+ Days	\$2,300.05
129667	Fukui Minato Marine	12/21/2016	Active	19	5	1	26.67%	19	8	1	Y			02/2025		\$2,700.01



# Club Health Assessment for District 334 D through December 2025

			Status	Membership						Reports				Finance	LCIF	
Club Number	Club Name	Charter Date	Times in Status Quo in Past 2 Years	Current Member Count **	YTD Members Added	YTD Members Dropped	YTD Net Growth% ***	Member Count 1 Year Ago	Dropped Members Avg.Length of Service	Months Since Membership Update	Current Officers Reported ****	Current President Repeated Term	VP Reported *****	Last Date Reported Service (mm/yyyy)	Account Balance	YTD Donations
Exc Award (06/30/2024)			Active	39	2	2	0.00%	38	27	0	Y		N	11/2025		\$6,000.00
43190	FUKUI PHOENIX	11/18/1983														
Exc Award (06/30/2016)			Active	25	0	1	-3.85%	26	8	2	Y		N	11/2025		\$2,200.00
61658	FUKUI PURE	03/19/1999														
Exc Award (06/30/2017)			Active	44	2	0	4.76%	42		5	Y			12/2025		\$10,600.04
118466	FUKUI SOUTH	12/18/2012														
Exc Award (06/30/2024, 06/30/2025)			Active	55	0	3	-5.17%	53	17	0	Y			11/2025		\$1,000.01
25147	HAKUI	10/08/1963														
Exc Award (06/30/2016, 06/30/2022)			Active	38	0	0	0.00%	37		6	Y		N	07/2024		\$3,800.18
39497	HARUE SAKAI	02/23/1981														
25150	HIMI	09/01/1958	Active	65	2	0	3.17%	64		5	Y			10/2025		\$1,000.00
25155	IMADATE	04/05/1963	Active	18	0	0	0.00%	17		7	Y		N	11/2025		\$5,000.02
25156	KAGA	11/07/1958	Active	79	0	1	-1.25%	81	32	2	Y		N	11/2025		\$6,600.27
25159	KAMIICHI	06/19/1965	Active	19	2	0	11.76%	16		0	Y		N	10/2025		\$1,002.90
Exc Award (06/30/2021)			Active	74	0	5	-6.33%	85	20	0	Y		N	11/2025		\$4,500.09
25165	KANAZAWA	08/17/1956														
25164	KANAZAWA CHUO	06/08/1968	Active	90	8	3	5.88%	86	9	0	Y		N	12/2023		\$38,000.12
Exc Award (06/30/2021)			Active	49	5	6	-2.00%	51	10	0	Y		N	11/2023		\$11,000.01
36950	KANAZAWA FUSHIMI	04/13/1979														
25168	KANAZAWA HIGASHI	06/10/1960	Active	82	1	1	0.00%	83	4	0	Y		N	09/2025		\$4,800.05
36848	KANAZAWA HIKARI	03/28/1979	Active	43	0	2	-4.44%	45	25	4	Y			11/2024		\$3,900.03
25162	KANAZAWA JOHOKU	02/26/1970	Active	84	11	3	10.53%	79	9	0	Y			09/2025		\$5,000.01
25166	KANAZAWA KENROKU	06/23/1964	Active	67	8	5	4.69%	61	6	3	Y			08/2025		\$6,500.00
37896	KANAZAWA KIKUSUI	12/17/1979	Active	102	0	0	0.00%	101		3	N			08/2023		\$13,920.66
44495	KANAZAWA MIDORI	12/28/1984	Active	43	1	0	2.38%	45		3	Y		N	12/2023	90+ Days	
25157	KANAZAWA MINAMI	09/23/1970	Active	34	1	1	0.00%	35	45	0	Y			11/2024		\$4,600.01
25163	KANAZAWA NISHI	09/14/1969	Active	38	1	3	-5.00%	49	19	3	Y		N	12/2025		\$7,300.01
30382	KANAZAWA OYAMA	03/06/1975	Active	46	0	1	-2.13%	48	42	2	Y		N	10/2025		\$5,200.07
99017	KANAZAWA PARK	04/04/2007	Active	8	0	1	-11.11%	9	3	5	N	3	R	12/2024		
25169	KATSUYAMA	02/25/1968	Active	24	0	0	0.00%	22		6	Y		N	11/2024		\$2,400.01



## Club Health Assessment for District 334 D through December 2025

			Status	Membership						Reports				Finance	LCIF	
Club Number	Club Name	Charter Date	Times in Status Quo in Past 2 Years	Current Member Count **	YTD Members Added	YTD Members Dropped	YTD Net Growth% ***	Member Count 1 Year Ago	Dropped Members Avg.Length of Service	Months Since Membership Update	Current Officers Reported ****	Current President Repeated Term	VP Reported *****	Last Date Reported Service (mm/yyyy)	Account Balance	YTD Donations
25171	KOMATSU	11/19/1958	Active	94	1	5	-4.08%	76	1	0	Y			10/2024		
	Exc Award (06/30/2016)															
25172	KOMATSU CHUO	11/06/1972	Active	45	7	0	18.42%	41		4	Y		N	01/2024		
59142	KOMATSU SEIUN	02/05/1997	Active	40	0	0	0.00%	41		4	Y		N	12/2024		
	Exc Award (06/30/2020)															
25170	KOSUGI	06/21/1965	Active	71	0	2	-2.74%	72	17	3	Y		N	12/2025		\$553.70
25174	KUROBE	09/26/1961	Active	56	2	0	3.70%	58		3	Y			11/2024		
	Exc Award (06/30/2021, 06/30/2022)															
25177	MARUOKA	01/19/1968	Active	31	1	1	0.00%	31	39	5	N	None		11/2023		\$8,100.03
25178	MATTO	03/30/1965	Active	56	3	0	5.66%	55		4	N			05/2025		\$9,900.01
	Exc Award (06/30/2016)															
25180	MIHAMA	03/27/1969	Active	48	4	0	9.09%	44		2	Y			10/2023		\$1,000.01
25182	MIKAWA	03/21/1966	Active	27	1	2	-3.57%	31	40	1	Y			11/2025		\$1,400.03
30794	NAKANOTO	05/12/1975	Active	21	0	0	0.00%	21		0	N	None		12/2020		
	Exc Award (06/30/2020)															
25187	NAMERIKAWA	03/22/1957	Active	41	0	1	-2.38%	42	41	4	Y			09/2025		\$1,000.00
25189	NANAO	04/19/1965	Active	53	1	0	1.92%	55		3	Y		N	09/2023		\$4,000.01
25190	NOMI L C	05/01/1962	Active	44	5	0	12.82%	39		0	Y			08/2025		\$3,000.01
25191	NONOICHI	10/27/1968	Active	38	5	0	15.15%	34		3	Y			11/2025		\$2,500.01
44601	NOTO	01/28/1985	Active	28	0	0	0.00%	30		4	N	None		09/2023		
25193	NYUZEN	10/06/1969	Active	53	0	3	-5.36%	59	21	0	Y		R	12/2024		
25194	OBAMA	01/26/1964	Active	35	1	0	2.94%	36		5	Y		N	09/2025		\$4,400.02
	Exc Award (06/30/2022)															
25198	OHNO	03/07/1958	Active	47	3	0	6.82%	46		5	Y		N	12/2025		\$3,500.02
25202	SABAE	03/29/1962	Active	78	2	0	2.63%	76		0	Y		N	09/2025		\$10,600.10
46563	SABAE OHZAN	09/03/1986	Active	66	1	0	1.54%	66		2	Y		N	11/2025		\$14,600.07
25206	SHINMINATO	04/27/1964	Active	48	3	4	-2.04%	49	11	0	Y		N	12/2025		
25210	TAKAOKA	07/21/1956	Active	80	2	5	-3.61%	86	10	0	Y			10/2025		\$5,000.02
	Exc Award (06/30/2020, 06/30/2021, 06/30/2023, 06/30/2024)															
123792	Takaoka Alert	12/12/2014	Active	46	3	1	4.55%	45	7	1	Y			11/2024		\$5,000.00




# Club Health Assessment for District 334 D through December 2025

			Status	Membership					Reports				Finance	LCIF		
Club Number	Club Name	Charter Date	Times in Status Quo in Past 2 Years	Current Member Count **	YTD Members Added	YTD Members Dropped	YTD Net Growth% ***	Member Count 1 Year Ago	Dropped Members Avg.Length of Service	Months Since Membership Update	Current Officers Reported ****	Current President Repeated Term	VP Reported *****	Last Date Reported Service (mm/yyyy)	Account Balance	YTD Donations
Exc Award (06/30/2016)			Active	44	0	0	0.00%	42		9	Y			12/2025		\$2,700.01
25208	TAKAOKA CHUO	10/05/1973														
Exc Award (06/30/2021, 06/30/2022, 06/30/2023, 06/30/2024)																
25211	TAKAOKA FUSHIKI	11/12/1958	Active	34	1	0	3.03%	33		5	Y			12/2025		
25216	TAKAOKA KOJYO	03/19/1964	Active	38	7	3	11.76%	36	4	0	Y		N	12/2025		\$100.00
Exc Award (06/30/2016)			Active	47	0	0	0.00%	50		2	N			12/2025		\$2,000.01
25224	TAKAOKA SHIKINO	05/12/1967														
Exc Award (06/30/2023)																
25215	TAKEFU	07/25/1962	Active	59	2	3	-1.67%	57	12	0	Y		N	08/2025		\$6,900.01
Exc Award (06/30/2022, 06/30/2023)			Active	63	3	1	3.28%	62	51	5	Y		N	11/2025		\$1,000.01
29169	TAKEFU CENTRAL	04/16/1974														
Exc Award (06/30/2020)																
25231	TATEYAMA	04/07/1968	Active	15	0	0	0.00%	15		7	Y			10/2025		\$2,400.02
101955	TATSURUHAMA	05/02/2008	Active(1)	36	8	8	0.00%	36	4	0	Y			12/2015		\$3,999.99
25223	TONAMI	04/29/1965	Active	89	38	34	4.71%	84	9	2	Y		N	12/2024		\$2,000.00
Exc Award (06/30/2022)			Active	93	3	2	1.09%	87	7	0	Y			11/2023	90+ Days	\$2,200.01
25225	TONAMI CENTRAL	01/24/1968														
25219	TOYAMA	04/17/1956														
132279	Toyama Alert	07/28/2017	Active	16	0	0	0.00%	16		4	N			10/2025		\$2,100.03
25222	TOYAMA CENTRAL	12/17/1962	Active	56	5	0	9.80%	54		5	Y		N	12/2025		\$1,780.01
52022	TOYAMA HEISEI	09/16/1991	Active	21	0	0	0.00%	22		11	N			11/2023		
37624	TOYAMA HIGASHI	10/16/1979	Active	45	2	0	4.65%	43		0	Y		N	12/2025		\$560.01
Exc Award (06/30/2016)			Active	28	0	2	-6.67%	29	16	0	Y		N	01/2024		\$560.45
84016	TOYAMA IKIKI	08/09/2004														
25229	TOYAMA JINZU	11/24/1968														
78944	TOYAMA KOHSHI	04/28/2004	Active(1)	8	0	2	-20.00%	9	2	4	N	None		11/2017		
29818	TOYAMA MINAMI	09/16/1974	Active	57	3	1	3.64%	55	3	0	Y			07/2025		\$1,000.01
25230	TOYAMA MINATO	11/24/1968	Active	32	0	0	0.00%	33		7	Y			12/2025		\$3,200.05
25227	TOYAMA NISHI	09/13/1971	Active	56	1	0	1.82%	62		3	Y			11/2025		\$13,300.04
Exc Award (06/30/2020)																



## Club Health Assessment for District 334 D through December 2025

			Status	Membership					Reports				Finance	LCIF		
Club Number	Club Name	Charter Date	Times in Status Quo in Past 2 Years	Current Member Count **	YTD Members Added	YTD Members Dropped	YTD Net Growth% ***	Member Count 1 Year Ago	Dropped Members Avg.Length of Service	Months Since Membership Update	Current Officers Reported ****	Current President Repeated Term	VP Reported *****	Last Date Reported Service (mm/yyyy)	Account Balance	YTD Donations
25228	TOYAMA RAICHO	08/24/1971	Active	30	2	0	7.14%	29		3	Y		N	11/2025	90+ Days	\$2,000.01
43574	TOYAMA SHOWA	02/27/1984	Active	93	3	0	3.33%	94		5	Y			02/2025		\$4,000.01
Exc Award (06/30/2020, 06/30/2022)																
25221	TSURUGA	05/27/1962	Active	62	2	0	3.33%	62		3	Y			09/2023		\$1,100.01
Exc Award (06/30/2020)																
34796	TSURUGA MINATO	12/01/1977	Active	74	8	2	8.82%	69	26	0	Y		N	12/2025		\$11,600.14
Exc Award (06/30/2020)																
57593	TSURUGAKEHI	12/11/1995	Active	33	3	2	3.13%	33	16	0	Y			09/2023		
25232	TSURUGI	08/03/1969	Active	22	2	1	4.76%	21	5	0	Y		N	12/2023		
29819	UOZU	09/16/1974	Active	48	4	0	9.09%	48		2	Y			08/2025		\$7,700.07
25236	WAJIMA	09/28/1969	Active	46	0	0	0.00%	47		6	N	None		11/2023		\$1,000.00
25181	WAKASA	12/05/1972	Active	41	0	0	0.00%	38		11	Y		N	02/2024		
25235	WAKASA NISHI	04/18/1965	Active	14	1	1	0.00%	17	12	2	Y			12/2025		\$1,506.35
25238	YATSUO FUCHU L C	04/28/1968	Active	26	1	0	4.00%	25		0	Y	2		10/2025		\$1,600.03

Clubs Cancelled Previous Fiscal Year – Clubs Cancelled within last 12 months may be reinstated

Club Number	Club Name	Charter Date	Current Status*	Cancellation Date
100506	TSURUGA SENIOR	11/08/2007	Cancelled(6*)	06/29/2025

Current Total Clubs Count	YTD New Clubs Count	YTD Cancelled Clubs Count	YTD Net Club Gain	Current Total Members Count	YTD Add	YTD Drop	YTD Net Growth	YTD Net Growth %	Member Count 12 Months Ago	Average Member Count Per Club	% of Clubs with less than 20 members	% No Officer Report in 12 Months	% of Clubs with balance 90+ days	Number of Clubs in Status Quo	% Status Quo Clubs in Financial Suspension	Number of Cancelled Clubs	Average Cancelled Club Age	Members Lost Due to Cancellation	% of Clubs Cancelled for Non-Financial Reasons
97	8	0	8	4,476	448	152	296	7.08%	4,243	46	10%	2%	6%	0	0%	0	0	0	0%

\* - P - Priority Club. Cancellation Reasons: 1-Objectives/conduct, 2-Non-active club, 5-Non-existing club, 6-Disbanding, 7-Merger, 8-Financial Suspension, 9-District/Multiple District Dues.

\*\* Red denotes below 15 active members.

\*\*\* Red denotes 20% + loss.

\*\*\*\* Y - all 3 (President, Secretary, Treasurer) club officers reported, N - not all 3 reported.

\*\*\*\*\* Abbreviation: N-New, IP-Immediate Past, R-Repeat.